

**ESTABLISHED
APRIL 1997**


2014 Club Officers
 Toby Halliday - President
 Erik Zabel - Vice President
 Jim Allen - Sergeant at Arms
 Bill Halvorson - Treasurer

*August
2014*

Member
IPMS/USA
since 2001



"RPM is a club created for the building and enjoyment of race car and sports car scale models"



**A WORD
FROM THE
PRESIDENT...**

Well, it is August and I am still not getting much modeling done. I did get to the Cars and Coffee show for the first time this month though. If you have never been to it before, I recommend that you make it at least once. There is everything from motorcycles to street rods to Ferrari's and Lambo's, old to new; and lots of them. Like I said, still too busy to get much modeling done, but I am very slowly making some progress on my resin project. I am still hoping to get it done in time for the club contest, along with my "White Elephant" for December. Hopefully things will slow down soon so I can get back to some serious building.

This month's meeting should be even more fun than normal, as it is a special "game show" edition.


Our very own game show host Robert Maderich, and his lovely assistant Don Stadick, will be treating us to a friendly competition via a game show format. With that being the case, it was decided last month to move the decaling demo/discussion to the October meeting. Everyone in attendance felt that it was a pretty important topic, and that it was better to reserve more time to cover it. The other note on the October meeting is that we are going to be at a different location for that month. The address for the October meeting will be: Augsburg Park Library, 7100 Nicollet Ave, Richfield, MN 55423. We will continue to post reminders, but remember to remind your fellow members when you see them also.

The business side of the meeting should also be pretty short this month. We can discuss how the club

envisions a R5 would be run if we decided to bid. We need to start putting some actual dollar figures to it in the next couple of month's so we can determine if we would be in a financial position to bid when it comes due. I would also like to circle back around to the bylaws that we started on earlier in the year over the next couple of months. I think it would be good to get the responsibilities of the officers positions defined in the bylaws, so going into elections this year, everyone fully understands any duties they are volunteering for. If anyone has thought of anything else that we should include in them, please let me know.

That is about all that I have for this month. Remember the theme for this month is "New Releases" – any kit that has come out in the last 12 months or so. And don't forget to come with your brains well rested for the BIG game show showdown! See you at the meeting!

Toby



UPCOMING EVENTS

- August 16th RPM meeting
Quiz Show
Edina Library
- Sept 20th RPM meeting
Swap Meet
Edina Library
- Oct 25th NORDICON
Base Camp
Fort Snelling, MN

(Please send any event info to Clint)
imadodgeboy@yahoo.com

NEW RELEASES...

Another quick peek at Model Roundup website showed some new interesting models.

The **Revell Trabant 601 Universal** (1/24) features -Original bodywork reproduction with fine surface details / Separate, moveable bonnet / Multi-part, detailed engine / Separate Exhaust System / Detailed interior with instrument panel, seats with headrests and rigid rear seat / Moveable wheels / Faithfully reproduced wheel rims and removable spare wheel / Opening boot lid and removable rear shelf / Detailed Chassis / Reproduction rubber tyres and spare wheel / Instruction sheet and authentic decal set with various registration numbers.

The **Aoshima 1997 McLaren F1 Long Tail GTR Car** (1/24) features Detachable engine hood / Fully detailed engine / 1997 pre-season decals / Doors can be built open or closed / Plated headlight and tail-light housings.


The **Aoshima 2012 Nissan GTR-R35 Egoist Car** with Full Engine Detail (1/24) features Leather interior / Rear spoiler / 20" wheels / Titanium exhaust system / Plated headlights

But perhaps one of the more unique offerings to hit the list in awhile would be the **Emhar Bedford 'OSB' SWB 'O' Series 5-ton Recovery** (1/24). It boasts Plastic sprues / Rubber / Waterslide decals / Clear parts / Rope!



MODEL OF THE MONTH...

(feature coming back this fall...)



ON THE TABLE... CONDENSED

by Erik Zabel

The meeting theme was motorcycles and open top cars

Andy Martin brought in a bunch of cycles, including several Ducatis. First was the Tamiya 916 superbike. It is a conversion from a street bike, with museum collection parts from Japan. He also filled in the headlight. Next was the Tamiya 900 SS from the mid-80s and the Tamiya 888 superbike racer. These were all 1/12 scale. Last for the Ducatis was the Protar 1/9 scale 750SS muscle bike; this is a mid-70s bike. Andy made the front disc brake from machined aluminum. Also from Andy was the Gunze-Sangyo Tahatsu Runpet. This is a late 60s tiny sport bike, with 50 ccs. It is a Hi-Tech kit, although it was not actually high tech in quality. Andy made his own wire wheels for this one. Andy brought something unusual. This was an unbuilt kit of the Britten V1000. It is a metal kit made from pewter. This 1:1 bike was scratchbuilt and raced in the Daytona battle of the twins. About 10-12 of these were built. The maker of the 1:1 bike has passed away. The kit was from the Britten company itself; Andy just emailed them, and got the kit for a pretty penny.



Doug Long brought in several nice hot rods. First were the Lingbergs: the 37 Ford custom, the 32 Ford hotrod, which he built to resemble a car he saw in a magazine, and the 23 T pickup, which was out of the box. Doug also brought the Revell 32 Ford roadster, to which he added a Cadillac engine, the Monogram Green Hornet and the Revell 40 Ford. He added wiring and plumbing details to this one. Doug also brought a couple of snap kits, the AMT 53 Corvette and the Revell 2005 Corvette. For the 2005 he created home-made rotors.

Bob Knudsen brought some in-progress projects. First was his 48 Ford flathead engine; he is adding a lot of detail, including plumbing, wiring, and the throttle linkage. Next was the 50 Olds interior. This is an Ed Fluck (don't spell that wrong) resin kit. Bob used a makeup sponge to spread the side panels out

a bit to match the body interior. Bob brought one completed car, his 56 Ford superliner 1/32 scale. This was the kit that was actually available in 1956. It had a multipiece body and Bob added a dropped axle.



As usual Jim Allen brought some well-done recently completed cars. He brought the Monogram 62 Chevy. It was painted Honduras maroon, with the Testors wet look clear, and had a 327 from a 62 corvette, a manifold from a 69 Nova, and exhaust from another kit. There were no real problems, he built it as a car he would want to own back then. Jim also brought the new Revell 70 Barracuda. He made significant shifter and transmission mods to replicate a Super Stock D car. Jim used Testors paint with Tamiya clear, and added rims and tires from other kits.

Bill Read brought some of his great bikes. First was the Tamiya Rossi 2004 Yamaha championship bike. Bill used aftermarket decals and a Top Studio detail set including individual link chain and the Tamiya metal front forks. This was a long project. Next was the Tamiya Max Biaggi 1999 Yamaha. Bill used aftermarket Marlboro decals. This was the first Tamiya was the Tamiya Honda 250 motocross bike. This was purchased at the magnificent Happy Hobby in Milwaukee.



Tom Finch brought some more of his well-done bikes. First was the Tamiya Ducati 900SS from 1978 with Helwood as the rider. He used Cartograph decals, which were really nice to work with. Tom also brought his in-progress Hasegawa Honda RS250RW. This is a brand new kit. He added smaller diameter tubing for the various cables/lines and cigarette foil for the exhaust heat tape.